



ENVISION

LotuspHERE[®] 2005

DECISIONS





Lotusphere[®] 2005



ENVISION

Domino Server Performance Best Practices - BP113

Kim Greene
President
Kim Greene Consulting, Inc.

Daniel Nashed
President
Nashed!Com

A holistic approach to Performance Management

- You need to take care about all levels
 - ◆ Hardware
 - Disk Drives, Memory, CPU, Network
 - ◆ Operating Systems
 - Parameters, Subsystems, ...
 - ◆ Notes Infrastructure
 - Server, Server settings, Transaction Log, ...
 - ◆ Databases & Database Settings
 - ◆ Applications
 - Use the right techniques designing & coding your applications

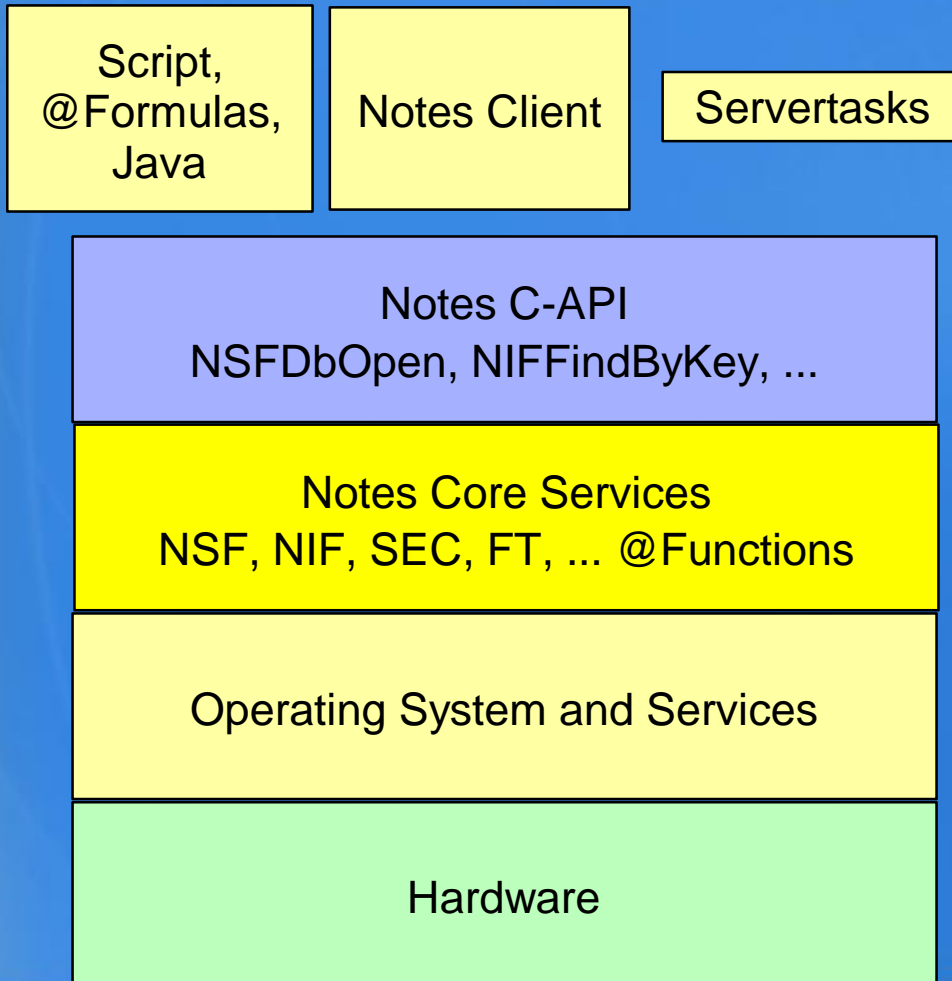
What Appears to Be the Problem?

- This is always Step #1
- Need clear understanding of performance problem
 - ◆ Are all users affected?
 - ◆ When is problem occurring?
 - ◆ What applications are running on system?
 - ◆ How long has performance problem been occurring?
 - ◆ Is the problem perceived response time problems?
 - ◆ Is the problem defined as high CPU utilization?

Do We Have a Healthy System?

- Step #2 involves determining if overall system is healthy
- A number of tools to use for this step
- Need to look at each of the following:
 - ◆ CPU
 - ◆ Memory
 - ◆ I/O
 - ◆ Network
- Some tools are "free" and some are "fee-based"

Overview Domino, OS and Hardware



Platform independent Notes C-API calls based on lower level core functions & routines

Notes Core services which encapsulate Notes and OS-specific functionality

Platform specific calls and services like NLS, memory management, TCP/IP, file services

Memory, Disk, CPU, other I/O devices

"Best platform for Domino?" really means "Which platform fits my environment?"

- Domino scales to the limit of the underlying platform
 - ◆ Linux is a good choice for small/medium workload
 - ◆ AIX, Solaris & iSeries are the right choice for larger systems
- A lot customers use Linux in DMZ for security reasons
 - ◆ (IPTables stateful packet filter in kernel, SSH, ...)
- Mixed environment with Linux for smaller servers and Unix for larger machines
 - ◆ With current Kernel 2.4 Linux is an excellent alternate platform for Windows based Intel machines
 - ◆ D7 with 2.6 kernel will really rock (IOCP support via sys-epoll)!
- AIX 5.x on Regatta Servers is great technology for consolidated server infrastructures - we have already customers using it.

Get the most out of your hardware

- Some resources within Domino are limited
 - ◆ Agent Manager, Indexer, Task Scheduler take a lot of time to go thru all databases
 - ◆ Control of concurrent access to databases needs to be coordinated (semaphores) also for backend access (NIF, ...)
- It makes sense to use partitioning to get most out of your hardware
 - ◆ In D6 Partitioning is part of the normal license
 - ◆ **Use PercentSysAvailResources=n**
- Even large boxes only scale if partitioned
 - ◆ Different platforms support different memory sizes
 - ◆ Don't use memory/buffer tuning if not really needed!

Memory (RAM)

- Memory is "relatively" cheap but can enhance performance a lot
 - ◆ Domino uses memory for internal caching/processing (e.g. NSF Buffers)
- On Unix check the security settings for resources limitations
 - ◆ e.g. AIX: /etc/security/limits
- Be aware of differences between shared memory (pools etc.) and local memory (per servertask)
- Windows can only use about 2,3 GB Memory for all partitions on a single box
 - ◆ Linux can use up to 4 GB per box on multiple partitions
 - ◆ AIX and Solaris 32Bit application running on 64Bit OS
 - each partition can benefit from an own 32Bit address space

Networking

- Make sure you have the right network infrastructure
 - ◆ Check bottlenecks between different parts of the network
 - ◆ Use switched networks and maybe a backbone for your servers
 - ◆ Do not use automatic speed/duplex settings for clients and servers!!
 - ◆ Make sure you use the right networking parameters for your environment like MTU (Domino will use it see e.g. LKB #192867 for Windows and search for iSeries and Unix)
 - ◆ Remove all network services/protocols you do not use
 - ◆ **netstat -an is your friend**

Domino Performance "Features"

- Use transaction log and View Rebuild
 - ◆ e.g. `view_rebuild_directory=c:\view_rebuild_dir\`
- Disable Unread Marks for system databases and other large databases
 - ◆ this can really speed up opening databases
- Enable multiple indexers
 - ◆ `notes.ini updaters=n`
- Discard View indexes if you don't use them
 - ◆ `DEFAULT_INDEX_LIFETIME_DAYS=days`

Performance Tips

- Large numbers of deletion stubs can make databases slow
- Be careful with FT index because it can block updaters from indexing other databases
- Don't schedule agents too often
- Disable tasks you do not need
 - ◆ sched task uses a lot of resources
- Have separate connection documents for mail and replication
 - ◆ this can help to finetune replication
 - ◆ also replicate different priorities at different times

"Extremely inefficient" Search Operations

- ◆ "Warning: Agent is performing full text operations on database 'xyz' which is not full text indexed. This is extremely inefficient."
(STR_AGENT_NOFULLTEXTINDEX)
- ◆ Agents with Search Queries always use FT index
 - If databases have no FT index a temporary on-the-fly FT index is created
 - D6: FT_FLY_INDEX_OFF=1 (TN #1161983) replaces old R5 zOS platform option: OS390_508_FTFLYMODE=1
 - Causes Agents using search operations on not FT indexed databases to fail
- ◆ Happens only in agents, Notes Client UI (View Search) uses a different way to search in databases without FT (caution: returns less results)
- ◆ Work-arounds
 - Use Mail-Rules (but that could cause other limitations)
 - Add logic into Script Agents to filter documents
 - Use unprocessed documents option and also set not matching docs to processed

Keep Domino versions updated

- Later versions have better performance (in most cases)
- e.g. Domino \geq R5.0.10 has some new technology from D6
 - ◆ Some customers reported big performance increase!
- Domino 6 really rocks!
 - ◆ A lot of areas are more optimized for performance
 - ◆ e.g. Network Compression, Streaming Replication, Rewritten @Formula Engine, Client Multitasking, Rewritten IMAP, full HTTP 1.1 support, Directory Changes, SCT, Optimized Logging, Enhanced Memory Management, ...
- D7 will bring even better performance -specially on Linux
 - ◆ see details in session ID116 Lotus Domino and Linux - Working Together for a Strong Future (Kenneth Brunsen, James Powers)

The Human Factor

- Check for private agents - Some users are really creative
- Control size of email messages
- Think if FT index on mailfiles is really needed
- Make sure people do shutdown their machines properly
 - ◆ hanging TCP/IP sessions can cause problems!
- Make sure power users do not have to much impact on server

Tuning your Domino Installation

- 1) Monitor your system over an extended period of time
- 2) Exercise caution when doing changes
- 3) Read and understand documentation
- 4) Keep records of all changes at any time
- 5) Only one change at a time
- 6) Be aware of potential side effects
- 7) Evaluate results over time
- 8) Apply next setting

Domino Server Statistics

- Statistics are collected automatically by different parts of the server
- There are different categories (Facilities) containing a large number of statistic values

- ◆ Example:

```
show stat mem.*
```

```
Mem.Allocated = 68863464
```

```
Mem.Allocated.Process = 8210820
```

```
Mem.Allocated.Shared = 60652644
```

```
Mem.Availability = Plentiful
```

```
Mem.Free = 870.449.152
```

```
Mem.PhysicalRAM = 160432128
```

```
6 statistics found
```


Working with Domino Statistics

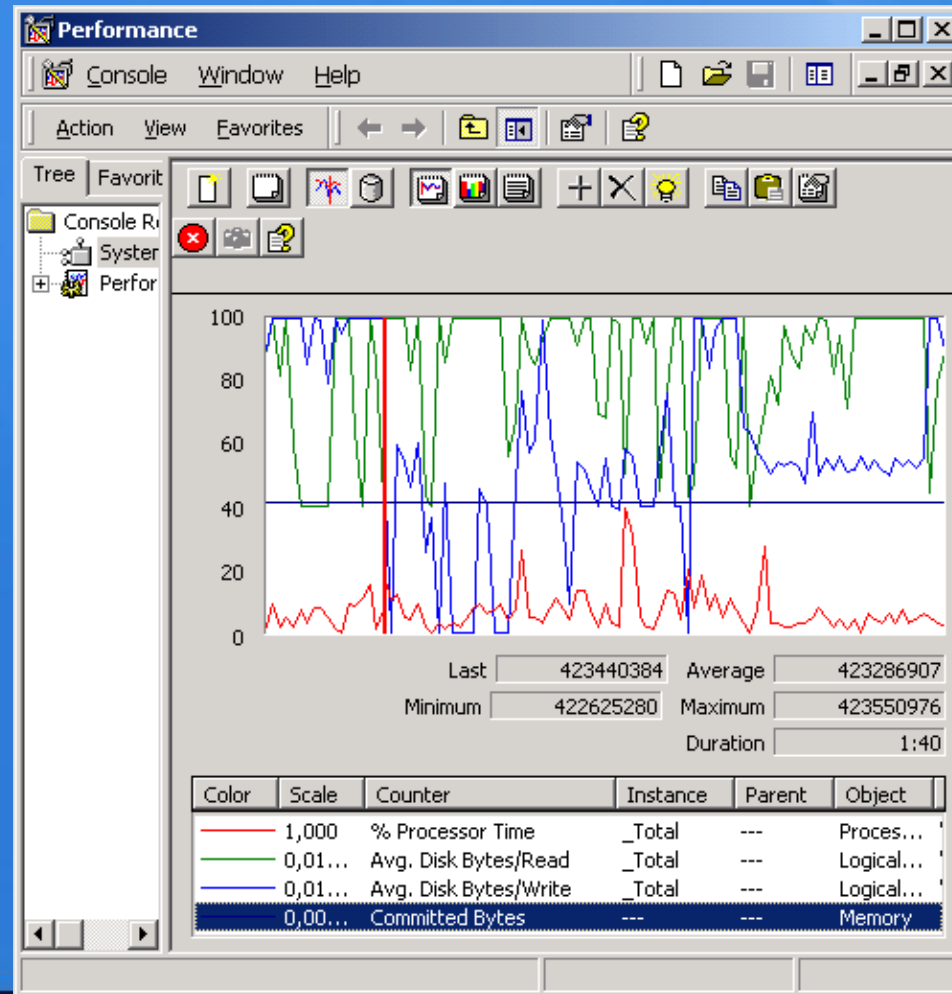
- Statistics can be collected in staprep.nsf
- Or displayed in the Admin Client (Real-time Statistic Charting)
- They are also data source for Historical Statistic Charting
- Each Servertasks/subsystem is responsible for maintaining their statistic values
 - ◆ Therefore right now there is no way to reset statistics
 - ◆ Statistics are resetted when sub-system is restarted (e.g. HTTP)

Platform Statistics

- A lot of information about system and resources
- provides comparable platform stats within Domino statistics
- Already in R5 for Win NT & Solaris
- available in Domino 6 on all platforms
- Enable via notes.ini
 - ◆ PLATFORM_STATISTICS_ENABLED=1 (R5)
 - ◆ Platform_Statistics_Disabled=1 (D6)
- show stat platform.*
- reset platform

Windows Perfmon

- Platform specific performance monitor
- Included in Windows
- has access to Notes Statistics if properly installed



Monitoring Performance on UNIX

- **iostat -x io**
 - ◆ statistics and activity
- **vmstat**
 - ◆ virtual memory activity and some CPU statistics
- **mpstat**
 - ◆ detailed look on CPU statistics
- **netstat -i**
 - ◆ summarizes network activity

UNIX - iostat

- iostat -x reports disk statistics
- Watch the %b column, values > 20 % need to be checked against high svt_t column.

extended device statistics									
device	r/s	w/s	kr/s	kw/s	wait	actv	svt_t	%w	%b
sd0	0.3	10.9	4.0	141.3	0.0	0.1	9.1	0	6
sd1	0.0	0.0	0.7	0.2	0.0	0.0	12.2	0	0
sd2	0.0	0.0	0.0	0.0	0.0	0.0	0.1	0	0
sd15	0.3	10.9	3.9	141.3	0.0	0.1	9.2	0	6
sd16	0.0	0.0	0.8	0.2	0.0	0.0	11.2	0	0
ssd12	0.0	0.0	0.0	0.0	0.0	0.0	0.0	0	0
ssd13	42.1	4.4	3437.7	67.9	0.0	0.5	11.7	0	19
ssd14	47.7	11.1	3621.4	194.4	0.0	0.7	11.5	0	23
ssd15	0.0	0.0	0.0	0.0	0.0	0.0	0.0	0	0
ssd16	19.0	37.1	1162.3	3624.2	0.1	2.2	40.5	1	19
ssd17	0.0	0.0	0.0	0.0	0.0	0.0	0.0	0	0
ssd18	0.0	0.0	0.0	0.0	0.0	0.0	0.0	0	0
ssd19	23.2	23.6	1251.2	2663.2	0.0	0.7	14.2	0	15
ssd20	0.0	0.0	0.0	0.0	0.0	0.0	0.0	0	0
ssd21	19.5	23.7	1354.3	2662.5	0.0	0.6	14.0	0	16
ssd22	12.5	34.0	709.3	3217.9	0.0	0.7	15.9	0	16
ssd23	0.0	0.0	0.0	0.0	0.0	0.0	0.0	0	0
ssd24	0.0	0.0	0.0	0.0	0.0	0.0	0.0	0	0
ssd25	43.6	5.7	3380.1	88.0	0.0	0.6	11.4	0	20
ssd26	47.1	9.9	3602.8	163.0	0.0	0.6	10.3	0	23
ssd27	0.0	0.0	0.0	0.0	0.0	0.0	0.0	0	0
nfs1	0.0	0.0	0.0	0.0	0.0	0.0	0.0	0	0

UNIX - vmstat

- vmstat summarizes virtual memory activity and some CPU statistics.
 - ◆ Monitor the sr column to keep track of scan rate.
 - ◆ us, sy and id columns to check CPU usage
 - ◆ r column threads are contenting for CPU time
 - should not be higher then about 4x the number of CPU's
 - ◆ Watch out for a high number of Context Switches (cs)

procs		memory		page				disk				faults		cpu							
r	b	w	swap	free	re	mf	pi	po	fr	de	sr	s0	s1	s2	s3	in	sy	cs	us	sy	id
1	0	0	11051064	3121232	75	47	505	1	1	0	0	1	1	0	0	740	616	644	3	4	93

UNIX - mpstat

- mpstat 60 gives more detailed look on CPU
- watch out for high numbers in usr, sys or wt

CPU	minf	mjf	xcal	intr	ithr	csw	icsw	migr	smtx	srw	syscl	usr	sys	wt	idl
0	14	3	670	405	299	598	11	38	307	0	610	6	8	4	82
1	14	4	485	195	188	603	13	41	278	0	642	7	8	5	81
2	14	3	631	689	683	553	11	38	315	0	619	7	9	4	81
3	14	3	711	187	181	596	12	41	282	0	639	7	8	4	81
4	13	2	16	181	176	602	9	39	278	0	589	5	7	3	85
5	11	3	716	125	120	628	10	40	279	0	596	5	7	4	85
6	11	3	14	105	99	635	10	40	280	0	592	5	7	4	85
7	10	2	30	135	129	631	10	40	278	0	586	5	7	4	85
8	10	3	91	117	111	657	11	39	280	0	597	5	7	4	84
9	10	3	672	106	100	649	11	40	282	0	588	5	7	4	84
10	10	3	628	106	99	653	10	40	284	0	585	4	7	4	84
11	10	3	25	106	99	639	10	40	280	0	589	5	7	4	84
12	12	4	649	107	100	658	13	43	291	0	647	6	8	5	82
13	13	4	24	107	100	657	13	43	289	0	649	6	8	5	82
14	14	3	90	107	100	647	12	43	288	0	655	6	7	4	82
15	14	3	81	107	100	650	12	44	288	0	655	6	7	4	82

What is Happening on the Domino Server?

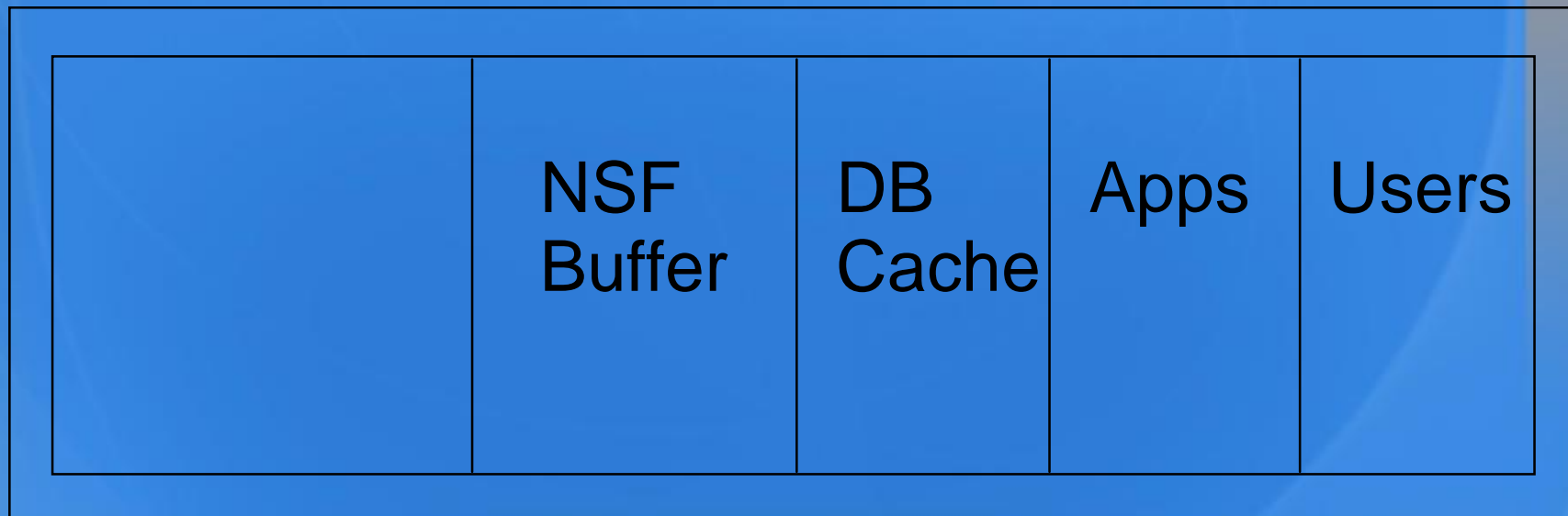
- Use Domino console commands
 - ◆ show task
 - lists which tasks are active for the Domino server
 - ◆ show task debug
 - undocumented command
 - provides job and thread number for SERVER tasks on iSeries
 - ◆ show stat
 - full set of Domino statistics for server
 - ◆ show stat domino
 - stats helpful when working with Domino Web server performance problem
 - ◆ tell http show thread state
 - shows which HTTP threads are waiting for work and which threads are currently servicing requests

What is Happening on the Domino Server?

- Use Domino console commands
 - ◆ show stat agent
 - agent stats such as:
 - ▶ scheduled runs, triggered runs, used run time, ...
 - ◆ tell amgr status
 - shows number of agents executing and agent concurrency setting
 - ◆ show stat database
 - provides key information on how Domino memory management is functioning
 - ◆ show database dir/dbname.nsf v
 - provides list of views and their sizes that are built over the database

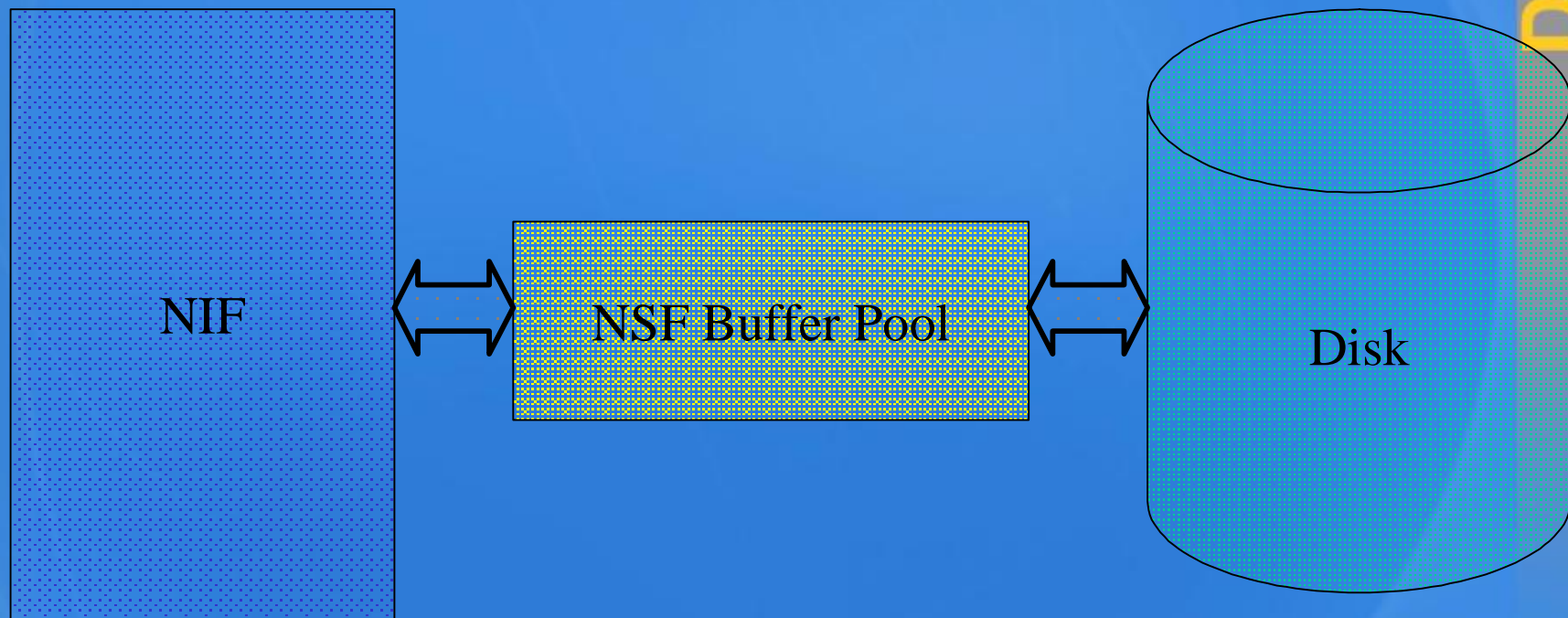
Domino Memory Management

- How Domino divides main storage
- Domino has it's own memory pools/buffers
- Memory subpools are dynamically adjusted by Domino



Domino Memory Management

- NSF Buffer Pool – what it does



Domino Memory Management

- Domino database statistics
 - ◆ Database.Database.BufferPool.Maximum.Megabytes
 - ◆ Database.Database.BufferPool.Peak.Megabytes
 - ◆ Database.Database.BufferPool.PercentReadsInBuffer
 - Want $\geq 95\%$
 - ◆ Database.DbCache.CurrentEntries
 - Number of entries in the database cache
 - ◆ Database.DbCache.HighWaterMark
 - Peak number of entries in db cache since Domino server was started
 - ◆ Database.DbCache.MaxEntries
 - Number of databases that can be cached
 - ◆ Database.DbCache.OvercrowdingRejections

Domino Memory Management

- Customer example – looking good
 - ◆ Database.Database.BufferPool.Maximum.Megabytes = 710
 - ◆ Database.Database.BufferPool.Peak.Megabytes = 708
 - ◆ Database.Database.BufferPool.PercentReadsInBuffer = 98.12
 - ◆ Database.DbCache.CurrentEntries = 71
 - ◆ Database.DbCache.HighWaterMark = 256
 - ◆ Database.DbCache.MaxEntries = 300
 - ◆ Database.DbCache.OvercrowdingRejections = 0

Domino Memory Management

- Customer example – looking very bad
 - ◆ Database.Database.BufferPool.Maximum.Megabytes = 170
 - ◆ Database.Database.BufferPool.Peak.Megabytes = 168
 - ◆ Database.Database.BufferPool.PercentReadsInBuffer = 95.44
 - ◆ Database.DbCache.CurrentEntries = 510
 - ◆ Database.DbCache.MaxEntries = 510
 - ◆ Database.DbCache.OvercrowdingRejections = 8385
 - Huge problem!
 - Options:
 - ▶ Increase NSF buffer pool size
 - ▶ Set NSF_DbCache_MaxEntries

Domino Memory Management

- Two key notes.ini parameters affect Domino memory management
 - ◆ NSF_Buffer_Pool_Size_MB
 - ◆ PercentAvailSysResources
- Other Domino memory buffers are allocated based on these parameters

Domino Memory Management

- **PercentAvailSysResources**
 - ◆ Introduced in R5.0.4
 - ◆ Controls % of memory resources available to Domino server
 - ◆ Valid values = 2% to 100%
 - ◆ Memory available depends on where Domino server is executing
 - ◆ Allows dynamic adjustment of buffer sizes

Domino Memory Management

- **NSF_Buffer_Pool_Size_MB**
 - ◆ Static setting of NSF buffer pool
 - ◆ Use in combination with PercentAvailSysResources
 - ◆ PercentAvailSysResources won't override NSF_Buffer_Pool_Size_MB setting

Domino Tuning - Overall Server Settings

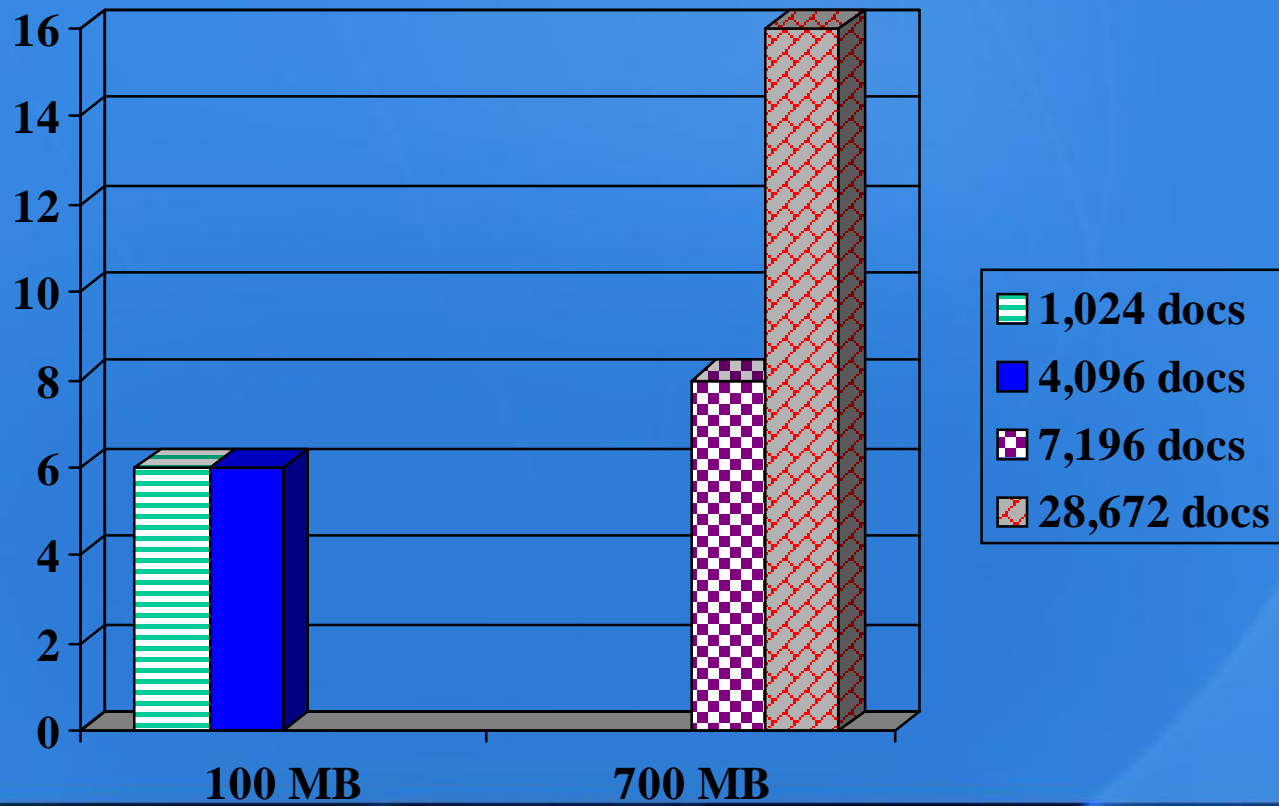
- **PercentAvailSysResources (notes.ini)**
 - ◆ Per partition memory size in % of total system memory.
 - ◆ Example: PercentAvailSysResources=50
- **NSF_BUFFER_POOL_SIZE(_MB)**
 - ◆ Buffer pool allocation per partition Domino server. Might be required if high number of memory > 4 GB RAM or old Domino release < 5.07. Can be 2000 MB at most per partition.
 - ◆ E.g. NSF_BUFFER_POOL_SIZE=2000
- **Don't use Buffer Pool Size if not really needed**
- **Use PercentAvailSysResources ONLY!!!**

Domino Tuning - Overall Server Settings

- **Server_Max_Concurrent_Trans (notes.ini)**
 - ◆ Server_Pool_Tasks (notes.ini)
 - ◆ For high number of NRPC connections increase the number of Server_Max_Concurrent_Trans to a high value (500-1000) and Server_Pool_Tasks parameter to 50 - 100 (number of server) threads.
- **NSF_DbCache_MaxEntries**
 - ◆ In case of high statistical value DbCache.OvercrowdingRejections set this to maximum number of concurrent users or the maximum number of databases open (whatever is higher)
 - ◆ e.g. NSF_DbCache_MaxEntries=10000

Mail Performance

- Impact of number of documents
 - ◆ Number of documents has greater impact as file size grows





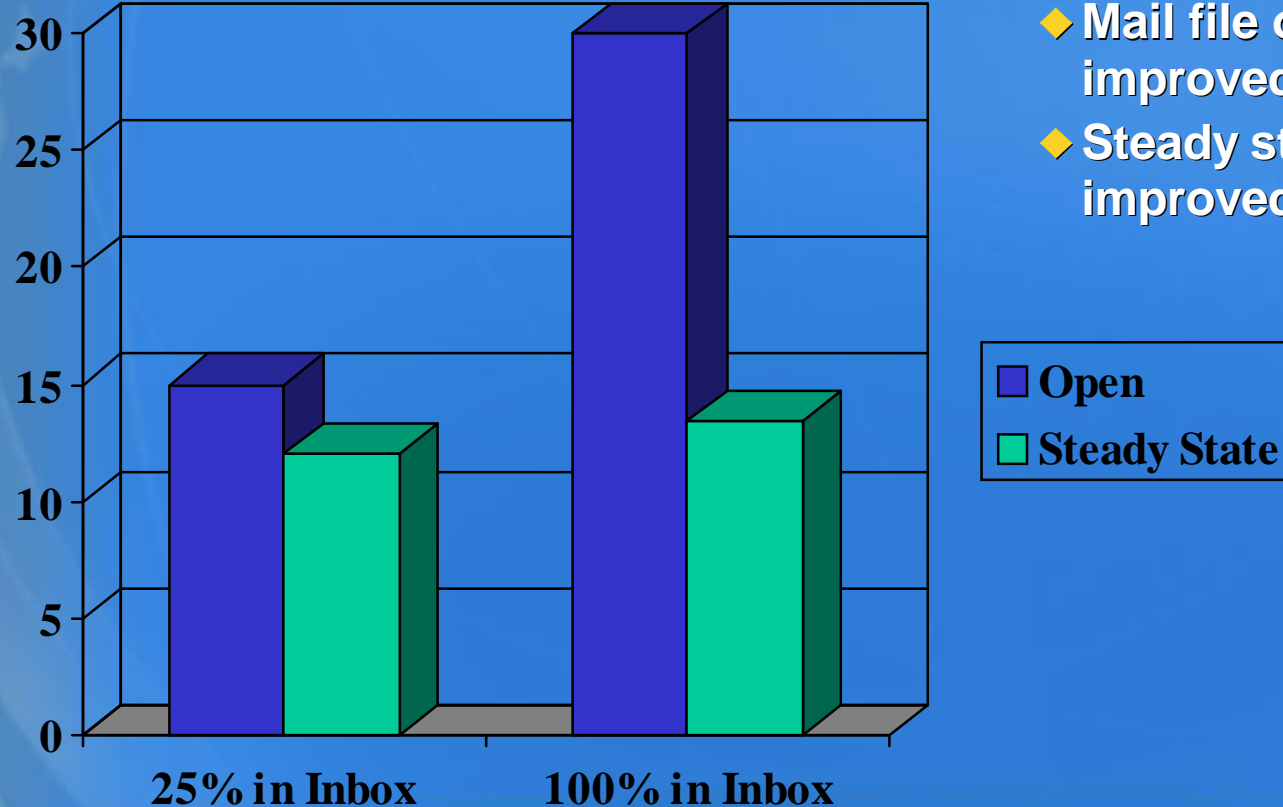
ENVISION

DECISIONS

Mail Performance

- File those documents!
 - ◆ Inbox is most expensive container in a mail file
 - Updated each time user opens mail
 - Updated each time user clicks Refresh button
 - ◆ Reducing number of documents in Inbox reduces:
 - CPU utilization
 - Main storage required to update the view

Mail Performance



- Reducing number of documents stored in Inbox
 - ◆ Mail file open performance improved 50%
 - ◆ Steady state performance improved 12%

Mail File Performance Best Practices

- For optimal performance
 - ◆ Reduce overall document count in the file
 - Up to 2X CPU reduction
 - ◆ Keep number of documents stored in Inbox to a minimum
- Full text indexing and searching
 - ◆ Full text indexing is cheap
 - CPU usage increase < 0.5%
 - ◆ Searches are expensive
 - 20% extra CPU
 - ◆ Moral of the story
 - Create permanent indexes if using FTI function

Mail File Performance

- Mail statistics to watch
 - ◆ Mail.Waiting
 - Indicator of ROUTER performance
 - Number of mail items waiting to be delivered in all MAIL.BOX files
 - May indicate need additional files
 - ◆ Mail.TotalPending
 - Number of mail messages resident in all MAIL.BOX files
 - Includes all dead, held, and pending mail

HTTP Statistics

- Some Important statistic values
 - ◆ `Http.Worker.Total.BytesRead` = 27.366
 - ◆ `Http.Worker.Total.BytesWritten` = 368.333

 - ◆ `Http.Worker.Total.File.Requests` = 13
 - ◆ `Http.Worker.Total.File.RequestTime` = 971

 - ◆ `Http.Worker.Total.Notes.Requests` = 70
 - ◆ `Http.Worker.Total.Notes.RequestTime` = 18.490

 - ◆ `Http.Worker.Total.TotalRequestTime` = 19.46

D6 HTTP Cache Settings

- General Setting is still there but moved
- Cache settings are still on Domino Web Engine Tab

HTTP | Domino Web Engine | DIIOP | LDAP

Basics

Host name(s): 217.146.151.106

Bind to host name: Enabled

DNS lookup: Disabled

DNS lookup cache: Enabled

DNS lookup cache size: 256

DNS lookup cache found timeout: 120 seconds

DNS lookup cache not found timeout: 240 seconds

Number active threads: 40

R5 Basics

Allow HTTP clients to browse databases: Yes No

Maximum requests over a single connection: 1

Minimum active threads: 20 (Prior to 4.6 only)

Default home page: nshweb/pages/home.htm

Maximum cached commands: 128

Optimize HTTP performance based on the following primary: Advanced (Custom Settings)

Domino Platform Tuning AIX - 1

- **AIX Kernel Settings**
 - ◆ MaxUProc - maximum number of processes that a single user account can run. set this to at least 128.
 - ◆ check the current value with: `lsattr -E1 sys0 -a maxuproc`
- **AIX Domino Server Account Settings**
 - ◆ `AIXTHREAD_SCOPE=S` (default in Domino 6)

Domino Platform Tuning AIX - 2

- AIX Domino Server Account Settings
 - ◆ /etc/security/limits
 - data = (min 3 x default value)
 - stack = (min 3x default value)
 - rss = (min 3 x default value)
 - nfiles = (min 3 x default value) - don't set it to unlimited
- Page Space adjustments
 - ◆ /etc/inittab/vmtune (best is to have no paging)
 - ◆ Page space 2x the amount of RAM
 - ◆ if server uses > 20% paging space (check via `lsps -a`) us
 - ◆ /usr/samples/kernel/vmtune -P 50 (down to 20)

Domino Platform Tuning AIX - 3

- Network Tuning

- ◆ tune to ensure large amounts of data can be transferred and received. Minimum of tx_queues should be 512.
- ◆ To view current settings :
- ◆ lsdev -Cc adapter -s available (list adapters)
- ◆ lsattr -e1 <adapter> |grep size (list queue sizes)

- Default Socket Buffers

- ◆ Set send/receive window size to 16384 Bytes.
- ◆ check via no -a command.
- ◆ tcp_sendspace=16384
- ◆ tcp_recvspace=16384
- ◆ sb_max=65536

Domino Platform Tuning Solaris - 1

- File descriptors limits
 - ◆ increase number of file descriptors in /etc/system
 - ◆ set rlim_fd_max=65536 (mandatory)
 - ◆ Memory tuning improves system response for heavily used filesystems. Cachefree settings should be 1/16 (up to 1/6) of physical memory divided by 8192 to get 8 KB pages.
 - ◆ set priority_paging=1 and cachefree=8192 (for a 1GB) (only for Solaris 6 and 7)
- High filesystem page (RunFaster=1)
 - ◆ To avoid high file system page in rates adjusts % of memory kernel will map into address space for file system cache.
 - ◆ set segmap_percent=20 (default 12 up to 60)

Domino Platform Tuning Solaris - 2

- Excessive filesystem flush daemon overhead
 - ◆ On very busy Domino servers with a lot of I/O limit the CPU cycles that the file system flush daemon can use.
 - ◆ **set autoup=600**
 - ◆ **set tune_t_fsflushr=1**
 - ◆ this wakes up the fsflush daemon once a second and allows older pages to remain in memory before being flushed to disk
- Throttled page daemon I/O
 - ◆ For multiple swap disks or 10'000 RPS disk you should increase the I/O rate of the page daemon.
 - ◆ **set maxpgio=16384**

Domino Platform Tuning Linux - 1

- Kernel Parameter
 - ◆ Two ways to set kernel parameters
 - ◆ Example SuSE: `echo "8192" >/proc/sys/fs/file-max`
 - ◆ Example RedHat: file `/etc/sysctl.conf: fs.file-max=49152`
- Number of open files
 - ◆ `fs.file-max=49152`
 - ◆ `fs.inode-max = 3*fs.file-max`
 - ◆ check actual values: `echo /proc/sys/fs/file-no; inode-nr & inode-state`

Domino Platform Tuning Linux - 2

- Increase maximum number of shared memory segments
 - ◆ `kernel.shmmni=8192`
- Increase maximum number of system-wide semaphores
 - ◆ `kernel.sem=250 18432 32 1024`
- Increase maximum number of threads
 - ◆ `/proc/sys/kernel/threads-max`

Domino Platform Tuning Linux - 3

- **Limits**
 - ◆ you need the following line in all /etc/pam.d/* control files like /etc/pam.d/login,su,... to ensure limits can be set
 - ◆ session required /lib/security/pam_limits.so
- **Number of open files for notes**
 - ◆ user/etc/security/limits.conf
 - ◆ notes soft nfile 49152
 - ◆ notes hard nfile 49152
- **Number of processes/threads notes**
 - ◆ user/etc/security/limits.conf
 - ◆ notes soft nproc 12500
 - ◆ notes hard nproc 12500

Domino Platform Tuning Linux - 4

- ◆ IPC/Shared Memory (Domino specific)
- ◆ export Notes_SHARED_DPOOLSIZE=2000000 to enalarge the shared memory segments allocated
- ◆ Set the "noatime" attribute flag to disable the file access modified timestamp on all filesystems for Domino, /var, /tmp in /etc/fstab
- Some additional paramters to check
 - ◆ /proc/sys/vm/buffermem
 - ◆ /proc/sys/vm/bdflush
 - ◆ There is a lot stuff to tune on Linux

Domino for Linux Hard Disks Tuning

- Default settings for disks are very conservative
 - ◆ Tune settings with `hdparm`
 - ◆ `hdparm -A1 -a8 -c3 -d1 -Xnn -W1 devicename`
 - (-A) sets drive read lookahead flag
 - (-a) sets FS read ahead. 8 sectors (4KB) to 12 sectors (6KB)
 - (-c) sets EIDE 32bit I/O support
 - (-d) enables DMA
 - (-X) sets the DMA mode (see man page for details)
 - (-W) IDE write caching mode (possible data lost when crash!)
 - ◆ Example: `hdparm -A1 -a8 -c3 -d1 -Xnn -W1 devicename`
 - ◆ Test Performance before and after with
 - (-t) perform device read timings
 - (-T) perform cache read timings



iSeries Memory Pools

iSeries Memory Pool

iSeries Subsystem

Jobs

- Amgr
- HTTP
- Server
- Update

iSeries Memory Pools

ENVISION

Memory Pool 1

MAIL01
Subsystem

Calconn

Router

SMTP

...

MAIL02
Subsystem

Calconn

ROUTER

SMTP

...

Memory Pool 2

AppSrvr
Subsystem

Amgr

HTTP

Server

...

Work with System Status

RCHASM06
01/23/03 12:28:41

% CPU used :	.9	Auxiliary storage:	
% DB capability :	.0	System ASP :	87.74 G
Elapsed time :	00:00:03	% system ASP used . . . :	17.9733
Jobs in system :	535	Total :	87.74 G
% perm addresses :	.007	Current unprotect used :	2163 M
% temp addresses :	.012	Maximum unprotect . . . :	2280 M

Type changes (if allowed), press Enter.

System Pool	Pool Size (M)	Reserved Size (M)	Max Active	-----DB----- Fault	Pages	---Non-DB--- Fault	Pages
1	534.52	315.89	+++++	.0	.0	.0	.0
2	5235.83	1.23	276	.0	.0	.0	.0
3	373.39	<.01	118	.0	.0	1.4	1.7
4	.25	.00	1	.0	.0	.0	.0

Bottom

Command

===>

F3=Exit F4=Prompt F5=Refresh F9=Retrieve F10=Restart
 F11=Display transition data F12=Cancel F24=More keys

iSeries Constantly Strives for Balanced Performance

ENVISION

DECISIONS

Unit	Type	Size (M)	% Used	I/O Reqs	Req Size	Read Reqs	Write Reqs	Read (K)	Write (K)	% Busy
1	6607	4194	71.7	3.7	5.5	3.3	.3	4.3	15.2	15
2	6607	4194	71.6	3.6	9.3	2.9	.6	7.5	17.6	17
3	6607	4194	72.8	3.5	8.3	2.7	.8	6.6	13.7	13
4	6607	4194	67.8	3.2	8.2	2.8	.4	8.0	9.3	12
5	6607	4194	71.4	3.1	8.3	2.4	.6	7.2	15.1	14
6	6607	4194	71.3	3.5	9.0	2.3	1.1	7.4	15.3	16
7	6607	4194	71.4	3.5	8.9	4.3	.8	6.9	21.2	17
8	6607	4194	71.6	3.8	11.0	1.9	.9	8.0	17.4	14

The operating system does this automatically...

Collection Services

ENVISION

Display Performance Data - Rchasm25

File Graphs View Reports Help

System
Component
Job
Pool
Resource

From: Begin End

To: End End

Jan 22, 2003 11:05:00 AM

Jan 23, 2003 12:00:00 AM

Update

View: All Jobs Time period: 11:05:00 AM - 12:00:00 ...

Total CPU Utilization

Interactive CPU Utilization

Job	User	Number	Type	CPU%	Transac
Server...	Qnotes	058397	Batch	0.26	
Event	Qnotes	058421	Batch	0.22	
Admin...	Qnotes	058429	Batch	0.08	
Cfint0...			LIC task	0.04	
Rmtrn...			LIC task	0.04	
Cfint0...			LIC task	0.03	
Qypsj...	Qypsjsvr	058482	Batch	0.03	
Smxc...			LIC task	0.03	
Crtprf...	Qsys	058455	Batch	0.02	
Amgr ...	Qnotes	058428	Batch	0.01	
Cfint0...			LIC task	0.01	
Cfint0...			LIC task	0.01	
Idelan...			LIC task	0.01	
lostat...			LIC task	0.01	
Route...	Qnotes	058432	Batch	0.01	
Sched...	Qnotes	058433	Batch	0.01	
Updat...	Qnotes	058427	Batch	0.01	
Amgr ...	Qnotes	058435	Batch	0.00	
Amgr ...	Qnotes	058412	Batch	0.00	

Summary - 11:05:00 AM - 12:00:00 AM

CPU utilization (interactive): .00 % Transactions: 10 Disk % busy: .12 %

Domino Subsystem Tuning - iSeries

- Change individual job priority permanently
 - ◆ Very useful when specific task is consuming large amounts of CPU
 - ◆ Helpful when have Domino running on same system as interactive applications
- Steps to follow:
 - ◆ Create a class in library QUSRNOTES
 - **CRTCLS CLS(QUSRNOTES/MAILCLASS) RUNPTY(30)**
 - ◆ Tell Domino which task (or tasks) should use this class
 - **EDTF ('/qibm/userdata/lotus/notes/domino_classes')**

Domin Subsystem Tuning - iSeries

- Contents of domino_classes file:

SERVER=Mail01

CLASS=mailclass

TASKS=calconn,router

CLASS=mailclass2

TASKS=sched

SERVER=App01

CLASS=appclass

TASKS=Amgr

Domino Subsystem Tuning - iSeries

- All tasks can be changed except for:
 - ◆ QNNINSTS
- Software requirements
 - ◆ Domino for iSeries R5 or D6
 - ◆ OS/400 V4R3 or later

Domino Performance Redpapers

- Domino 6 for iSeries Best Practices Guide, SG24-6937
 - ◆ www.redbooks.ibm.com/redpieces/pdfs/sg246937.pdf □
- Sizing Large-Scale Domino Workloads on iSeries
 - ◆ publib-b.boulder.ibm.com/Redbooks.nsf/RedpaperAbstracts/redp3802.html?Open □
- IBM Lotus Domino for iSeries Performance and Tuning, REDP3843
 - ◆ www.redbooks.ibm.com/redpapers/pdfs/redp2843.pdf

Additional Resources

- Notes.Net Inside Notes Database
- Notes.Net articles
- Domino Performance Zone
- Lotus & Microsoft Knowledge Base
- Readme of each QMU release

- [mailto: nsh@nashcom.de](mailto:nsh@nashcom.de)

Performance References

- iSeries Domino Performance
 - ◆ <http://www.ibm.com/servers/enable/site/domino/perform.html>
- Performance Zone
 - ◆ www.lotus.com/performance
- Lotus Developer Domain
 - ◆ www.lotus.com/ldd
- Ask Professor INI
 - ◆ www.lotus.com/ldd/today.nsf/profini?OpenView
- IBM Workload Estimator
 - ◆ www-912.ibm.com/servlet/EstimatorServlet

Where To Go For More Information

- Domino for iSeries Sizing and Performance Tuning on the IBM eServer iSeries Server, SG24-5162-01
 - ◆ www.redbooks.ibm.com
 - ◆ Authors: Wilfried Blankertz, Christina Fasth, Kim Greene, Brandon Rau, Colin Stamp, Deb Landon
- iSeries Domino Performance
 - ◆ www.iseries.ibm.com/developer/domino/perform/index.html
- Performance Zone
 - ◆ www.lotus.com/performance
- Lotus Developer Domain
 - ◆ www.lotus.com/ldd
- Ask Professor INI
 - ◆ www.lotus.com/ldd/today.nsf/profini?OpenView
- IBM Workload Estimator
 - ◆ www-912.ibm.com/servlet/EstimatorServlet